


Notes —————



Objectives

- Define the term “Newsgroups”
- Newsgroup terminology
- Moderated and unmoderated groups
- Discussion groups vs. e-mail discussion lists
- Samples of newsgroups
- Setting Preferences
- Subscribe to a newsgroup
- Searching for newsgroups
- Unsubscribe from a newsgroup
- Additional help




Notes _____



Newsgroups

- What is a newsgroup?
 - Newsgroups are public online conversations organized into a wide variety of topics. You can find a newsgroup on just about any subject. Also known as Usenet.
- How many newsgroups can you join?
 - Unlimited number




Notes

Newsgroups are public, online discussion areas, free and open to anyone with an Internet connection. These discussions may or may not be necessarily “news” - they may include participants’ opinions as well as information, and it may at times be hard to tell the difference. This huge collection of Internet newsgroups is called Usenet.



Newsgroup Terminology

- Article
- Delurk
- Flame
- Flame War
- Lurk
- Message
- Moderated Group
- Posting
- Subscribing
- Thread



Notes

Article= A message posted to a newsgroup.

Delurk= Getting up the courage to actually post a message to a newsgroup where you've been lurking (just reading messages without ever posting).

Flame= Derogatory comments communicated in a posting to a newsgroup.

Flame War= When a discussion degenerates into nothing but a series of personal attacks, or flames (see above).

Lurk= To read a newsgroup without ever making yourself known by posting.

Message= An individual posting to a newsgroup (also called an "article").

Moderated Group= A newsgroup where submissions first go to an individual called a moderator, who must approve an item before it is posted to the group.

Posting= Writing and submitting a message to a newsgroup.

Subscribing= Adding a newsgroup to your personalized list.

Thread= An individual posting and all of the messages posted in response to it. The responses will be preceded by "RE".

Moderated and Unmoderated Newsgroups



- In moderated groups, the information sent to the group is monitored by someone who determines whether this information is pertinent to this discussion.

- In unmoderated groups, the information sent to the group server will automatically and immediately make all postings available to the group as a whole.




Notes

An example of a moderated group would be if someone were to send information about a classic car for sale to a nuclear physics group. The information about the classic car would be deleted by the group moderator before any of the group could read about it.

Newsgroups versus E-mail Discussion Lists



- With e-mail discussion lists, the mail will reside directly on your computer.
- With newsgroups, you will view the discussion on another server. The discussion group will NOT be on your computer.



Notes

Mailing lists are a kind of hybrid, part newsgroup, part e-mail. A mailing list is an ongoing, online discussion to which you subscribe. You must go to a newsgroup that interests you periodically to keep up with postings. But each new edition of a mailing list is delivered to you by e-mail.

You can connect to the newsgroups whenever you choose and subscribe to groups of interest. The newsgroup topics have a reputation for ranging very widely from professional topics to alternative topics not often found in mailing lists. Newsgroups have a more immediate method of responding to particular postings and also can be used to distribute graphics, images, sound and software.



Samples of Newsgroups

- Alt. = Alternative groups
- Comp. = Computer groups
- Misc. = Miscellaneous groups
- News = News groups
- Rec. = Recreation groups
- Sci. = Science groups
- Soc. = Social groups
- Talk = Talk groups



Notes

Alternative newsgroups contain articles that are often very interesting but can be on the controversial side, if not downright disgusting. Reader beware! This major category alone accounts for thousands of newsgroups.

Computer newsgroups discuss computer-related issues.

Miscellaneous newsgroups category is a catchall category for discussions that don't fit into one of the other categories.

News categories discuss network news.

Recreation newsgroups discuss recreation, sports, and the arts.

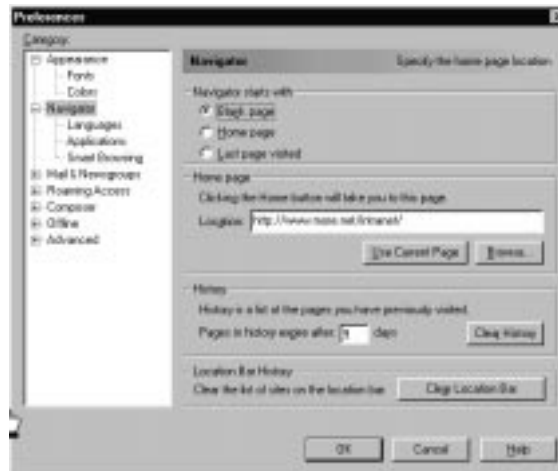
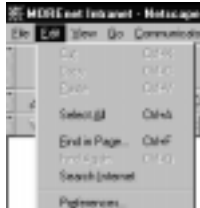
Science newsgroups cover scientific topics.

Social newsgroups focus on issues of perceived social importance.

Talk newsgroups are excellent groups to join if you like good arguments.

Access the Preferences screen

- Under Edit click on Preferences.



Notes

To access the Preferences screen:

Step 1: Open Netscape Communicator.


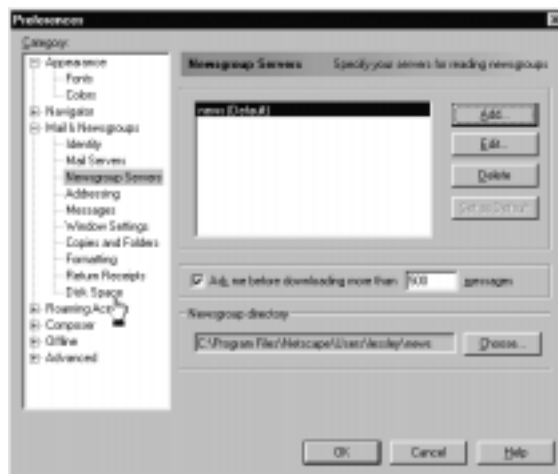
Step 2: Pull down the Edit window and scroll down until you see the word Preferences highlighted.

Step 3: Click on Preferences.

The Preferences window will appear. The lower picture in this slide shows what this window looks like.

Note: Your Preferences should already be configured from the Netscape Messenger portion of this class. If you are having difficulty with filling any of the fields in Preferences, refer to the Netscape Messenger handout.

This is the field in Preferences that allows you to add or delete a news server.



Notes

Add a Newsgroup Server

- Go to Add and type in the name of the Server in the Newsgroup Server Properties window.
- Leave the boxes unchecked.



Notes

Let's go ahead and add these two servers:

secnews.netscape.com

206.28.168.22

To find additional newsgroups go to: www.freenewsgroups.com

Once you have accessed this Web site, you can select a newsgroup by copying the name, then go back to this window and paste the new server name in the Add server dialog box.

Access the Communicator Newsgroups

- Under Communicator, click on Newsgroups.



- This also can be accessed in the lower right corner of your screen.



Notes

Step 1: Make sure all preferences are set.

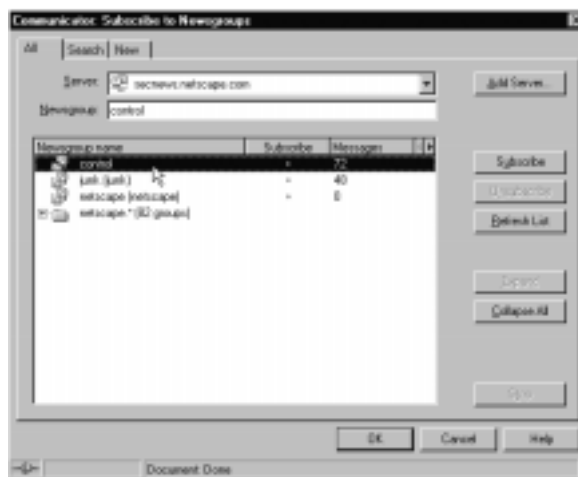
Step 2: Under the Communicator window, highlight and click on "Newsgroups".

Another way to access the Newsgroups is by going to the lower right corner of Netscape and clicking on the third icon from the left. If you hold your mouse still over this icon, it will reveal "Read Newsgroups." Double click to open.


Subscribe to a Newsgroup



Under File, choose "Subscribe..." and click.



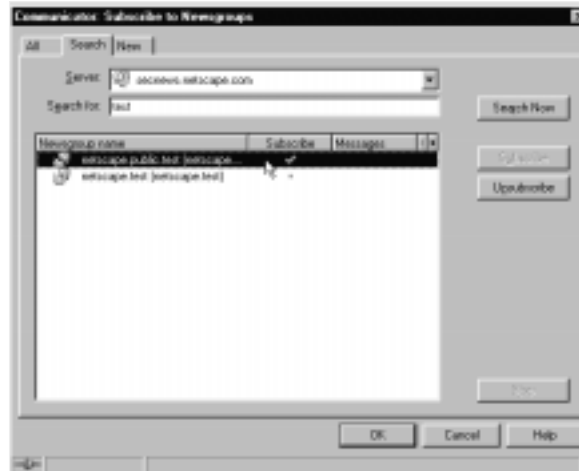
Select a newsgroup and click Subscribe.



Notes

Search for a Newsgroup

- Once a server has been selected, you can search on a subject to see if that server has what you are interested in.
- The search performed here was for any Test newsgroups to join on the secnews.netscape.com server. Two returns were found.
- Subscribe to the newsgroup titled netscape.public.test by clicking on it once, then clicking on OK.



Notes

In the “Search for” box, type in the word Test.

Highlight the first group by clicking on it. Once you have done this, notice the blue check-mark that is under the subscribe window. This means that you are now subscribed to this group.

When you have successfully subscribed to a group, exit out of this screen by clicking on OK. This will take you back to the Netscape Newsgroup window.

Typical Message

•Note the split level window.

•The subject of the message is in the upper window.


•The actual message is in the lower window.



Notes

Unsubscribe from a Newsgroup

- Highlight the group which you would like to unsubscribe from by single clicking on that group.
- Click the Delete button on your keyboard.
- It will ask you if you really want to unsubscribe. Just click on Yes to complete the process.


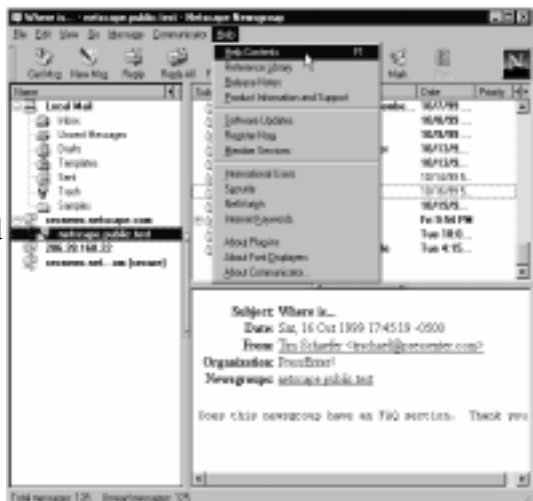


Notes

Where to Find Additional Information

- Under the “Help” window, click on Help Contents.

- In Help Contents, you will find links to various information regarding Newsgroups.



Notes